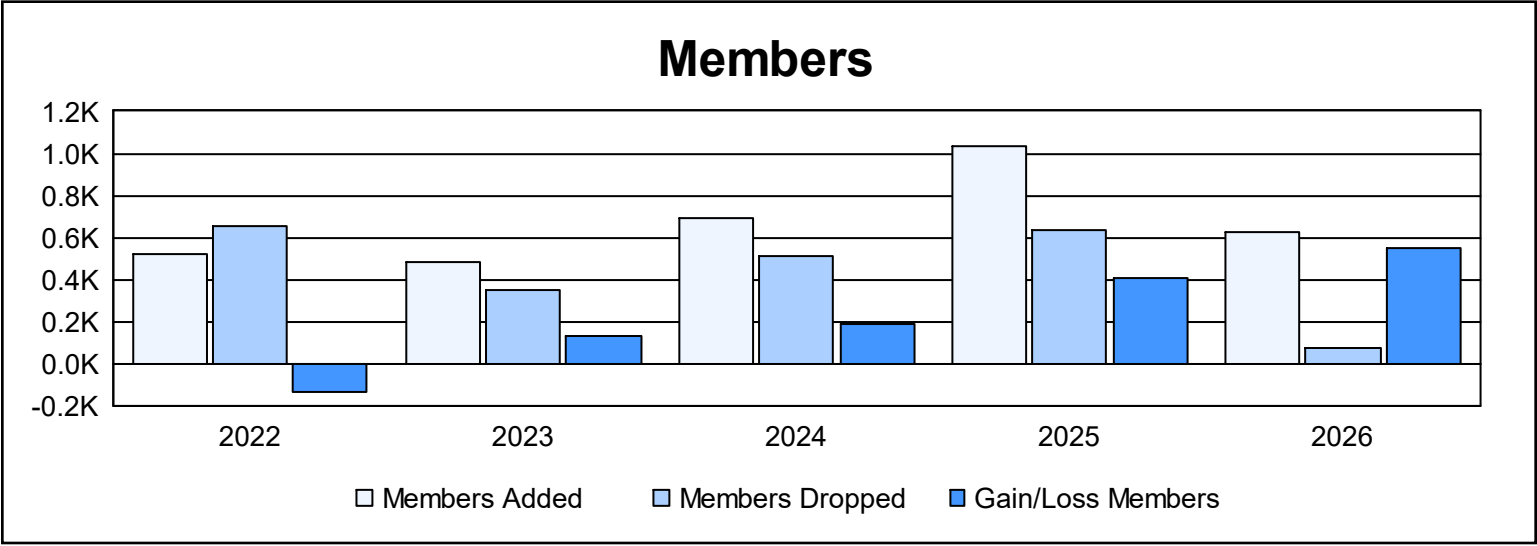
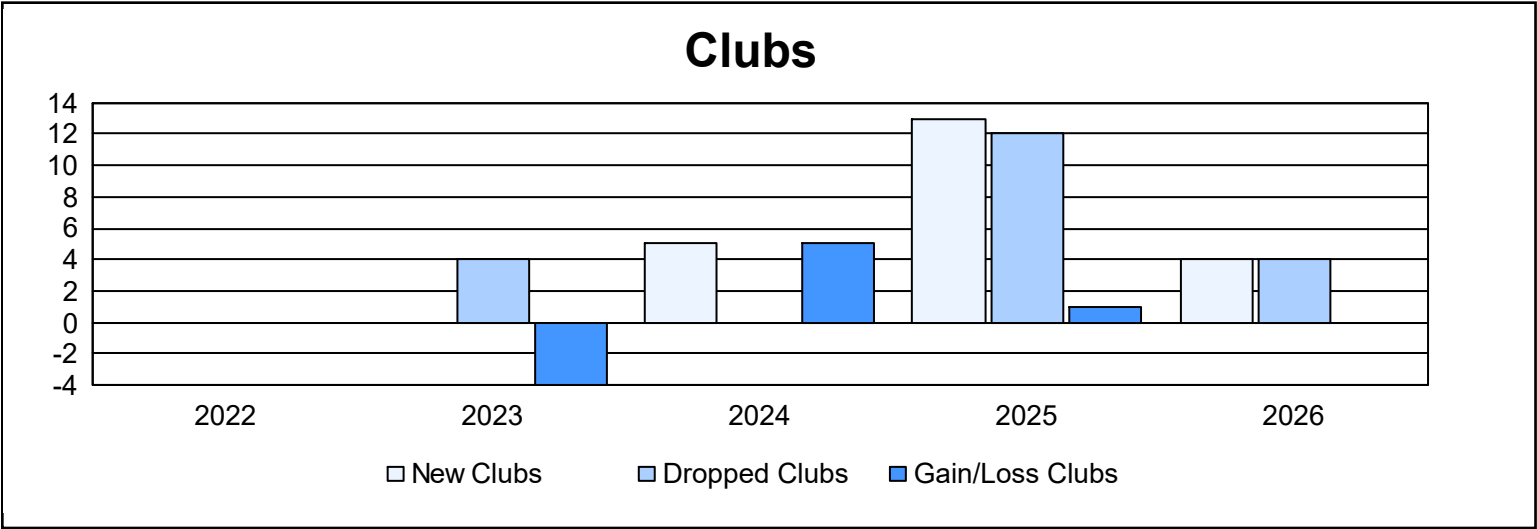
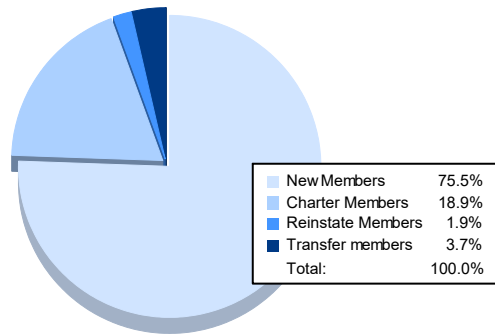


| Year | New Clubs | Dropped Clubs | Gain/ Loss Clubs | New Members | Charter Members | Reinstate Members | Transfer Members | Total Member Added | Total Members Dropped | Gain/ Loss Members |
|-----------|-----------|---------------|------------------|-------------|-----------------|-------------------|------------------|--------------------|-----------------------|--------------------|
| 2021-2022 | 0 | 0 | 0 | 326 | 73 | 59 | 65 | 523 | 655 | -132 |
| 2022-2023 | 0 | 4 | -4 | 408 | 31 | 22 | 23 | 484 | 352 | 132 |
| 2023-2024 | 5 | 0 | 5 | 442 | 164 | 59 | 31 | 696 | 511 | 185 |
| 2024-2025 | 13 | 12 | 1 | 498 | 380 | 117 | 41 | 1,036 | 633 | 403 |
| 2025-2026 | 4 | 4 | 0 | 472 | 118 | 12 | 23 | 625 | 72 | 553 |
| Average | 4 | 4 | 0 | 429 | 153 | 54 | 37 | 673 | 445 | 228 |



Membership Composition December 2025 Cumulative



Gender Composition December 2025 Cumulative

